

Strawberry 1000mg

Overall Status: Pass

Sample ID: 2011NIVA0443.1251
Strain: Strawberry 1000mg
Matrix: Ingestible
Type: Tincture
Sample Size: ; Batch Size:

Produced:
Collected:
Received: 11/23/2020
Completed: 12/01/2020
Batch#: 1638BB1122

Client
Koi CBD
Lic. #
14631 Best Ave
Norwalk, CA 90650

	Pass Foreign Matter <small>SOPTS.4.001</small>	Pass Heavy Metals <small>SOPTS.4.500 ICP-MS</small>	Not Tested Moisture <small>SOPTS.4.001</small>	Pass Pesticides <small>SOPTS.4.301 GC-MS/MS SOPTS.4.300 LC-MS/MS</small>
	Pass Microbials <small>SOPTS.4.600 PathogenDx</small>	Pass Solvents <small>SOPTS.4.400 GC-MS</small>	Pass 0.35 aw Water Activity <small>SOPTS.4.003</small>	Pass Mycotoxins <small>SOPTS.4.300 LC-MS/MS</small>

Cannabinoids (SOPTS.4.100 HPLC Analysis)

ND ND Total THC	3.624% 37.694 mg/mL Total CBD	4.108% 42.723 mg/mL Total Cannabinoids	NT Moisture
------------------------------	--	---	-----------------------

Analyte	LOD mg/g	LOQ mg/g	Mass mg/mL	Mass %	Mass mg/serving	Mass mg/package
CBD	0.0030	0.0100	37.694	3.62	37.69	1130.73
CBG	0.0030	0.0100	2.672	0.26	2.67	80.15
CBC	0.0030	0.0100	1.165	0.11	1.17	34.94
CBN	0.0030	0.0100	0.943	0.09	0.94	28.30
CBDV	0.0030	0.0100	0.250	0.02	0.25	7.49
CBDa	0.0030	0.0100	ND	ND	ND	ND
CBGa	0.0030	0.0100	ND	ND	ND	ND
THCa	0.0030	0.0100	ND	ND	ND	ND
THCV	0.0030	0.0100	ND	ND	ND	ND
Δ8-THC	0.0030	0.0100	ND	ND	ND	ND
Δ9-THC	0.0030	0.0100	ND	ND	ND	ND
Total THC			ND	ND	ND	ND
Total CBD			37.694	3.6244	37.691	1130.726
Total				4.1080	42.720	1281.597



Density: 1.040g per 1 mL
Cannabinoids Date Tested: 11/24/2020
Total THC = (THCa x 0.877) + Δ9-THC; Total CBD = (CBDa x 0.877) + CBD; LOD = Limit of Detection; LOQ = Limit of Quantitation; ND = Not Detected; NT = Not Tested; Cured plant material reported as moisture-corrected % dry weight, other sample types reported "as is." Unless otherwise stated, all quality control samples performed within specifications established by the Laboratory. Analytical Instrumentation: Agilent 1260 HPLC.
Water Activity Analytical Instrumentation: Rotronic HCW HC2-AW-USB Water Activity Meter. Water Activity Analysis Date: 11/23/2020

Foreign Material Analytical Instrumentation: Illuminated Magnifying Lens. Foreign Material Analysis Date: 11/23/2020



Accreditation #101219
ISO/IEC 17025:2017

Kris Marsh
Kris Marsh
Lab Director
12/01/2020

Confident Cannabis
All Rights Reserved
support@confidentcannabis.com
(866) 506-5866
www.confidentcannabis.com



Attest all LQC samples performed and met in accordance with 16 CCR sec. 5730. This product has been tested by Niva Labs using valid testing methodologies and a quality system as required by state law. Values reported relate only to the product tested. Niva Labs makes no claims as to the efficacy, safety or other risks associated with any detected or non-detected levels of any compounds reported herein. This Certificate shall not be reproduced except in full, without the written approval of Niva Labs. Please contact The Niva Labs for information about measurement uncertainty. Please contact The Niva Labs for information about measurement uncertainty



The Niva Labs
13171 Telfair Ave
Sylmar, CA 91342

(213) 225-6482
thenivalabs.com/
Lic# C8-0000024-LIC

Strawberry 1000mg

Overall Status: Pass

Sample ID: 2011NIVA0443.1251	Produced:	Client
Strain: Strawberry 1000mg	Collected:	Koi CBD
Matrix: Ingestible	Received: 11/23/2020	Lic. #
Type: Tincture	Completed: 12/01/2020	14631 Best Ave
Sample Size: ; Batch Size:	Batch#: 1638BB1122	Norwalk, CA 90650

Microbials

Pass

Analyte	Result	Status
Aspergillus flavus	Not Detected in 1g	Pass
Aspergillus fumigatus	Not Detected in 1g	Pass
Aspergillus niger	Not Detected in 1g	Pass
Aspergillus terreus	Not Detected in 1g	Pass
Shiga toxin-producing E. Coli	Not Detected in 1g	Pass
Salmonella SPP	Not Detected in 1g	Pass

Date Tested: 12/01/2020

LOD = Limit of Detection; LOQ = Limit of Quantitation; ND = Not Detected; NT = Not Tested;

Unless otherwise stated, all quality control samples performed within specifications established by the Laboratory. Analytical Instrumentation: PathogenDx (PCR)

Mycotoxins

Pass

Analyte	LOD µg/kg	LOQ µg/kg	Limit µg/kg	Units µg/kg	Status
B1	4.00	5.00		ND	Tested
B2	4.00	5.00		ND	Tested
G1	4.00	5.00		ND	Tested
G2	4.00	5.00		ND	Tested
Total Aflatoxins			20.00	ND	Pass
Ochratoxin A	16	20	20.00	ND	Pass

Date Tested: 11/24/2020

LOD = Limit of Detection; LOQ = Limit of Quantitation; ND = Not Detected; NT = Not Tested;

Unless otherwise stated, all quality control samples performed within specifications established by the Laboratory. Analytical Instrumentation: Agilent 6470A LC-MS

Heavy Metals

Pass

Analyte	LOD µg/g	LOQ µg/g	Limit µg/g	Units µg/g	Status
Arsenic	0.009	0.090	1.500	ND	Pass
Cadmium	0.009	0.090	0.500	ND	Pass
Lead	0.009	0.090	0.500	ND	Pass
Mercury	0.005	0.020	3.000	ND	Pass

Date Tested: 11/24/2020

LOD = Limit of Detection; LOQ = Limit of Quantitation; ND = Not Detected; NT = Not Tested;

Unless otherwise stated, all quality control samples performed within specifications established by the Laboratory. Analytical Instrumentation: Agilent 7900 ICP-MS



Accreditation #101219
ISO/IEC 17025:2017

Kris Marsh

Kris Marsh
Lab Director
12/01/2020

Confident Cannabis
All Rights Reserved
support@confidentcannabis.com
(866) 506-5866
www.confidentcannabis.com



Attest all LQC samples performed and met in accordance with 16 CCR sec. 5730. This product has been tested by Niva Labs using valid testing methodologies and a quality system as required by state law. Values reported relate only to the product tested. Niva Labs makes no claims as to the efficacy, safety or other risks associated with any detected or non-detected levels of any compounds reported herein. This Certificate shall not be reproduced except in full, without the written approval of Niva Labs. Please contact The Niva Labs for information about measurement uncertainty. Please contact The Niva Labs for information about measurement uncertainty



The Niva Labs
13171 Telfair Ave
Sylmar, CA 91342

(213) 225-6482
thenivalabs.com/
Lic# C8-000024-LIC

QA Testing

3 of 5

Strawberry 1000mg

Overall Status: Pass

Sample ID: 2011NIVA0443.1251	Produced:	Client
Strain: Strawberry 1000mg	Collected:	Koi CBD
Matrix: Ingestible	Received: 11/23/2020	Lic. #
Type: Tincture	Completed: 12/01/2020	14631 Best Ave
Sample Size: ; Batch Size:	Batch#: 1638BB1122	Norwalk, CA 90650

Pesticides

Pass

Analyte	LOD	LOQ	Limit	Mass	Status	Analyte	LOD	LOQ	Limit	Mass	Status
	µg/g	µg/g	µg/g	µg/g			µg/g	µg/g	µg/g	µg/g	
Abamectin	0.040	0.050	0.30	ND	Pass	Fludioxonil	0.040	0.050	30.00	ND	Pass
Acephate	0.050	0.100	5.00	ND	Pass	Hexythiazox	0.010	0.020	2.00	ND	Pass
Acequinocyl	0.040	0.050	4.00	ND	Pass	Imazalil	0.040	0.050	0.04	ND	Pass
Acetamiprid	0.010	0.020	5.00	ND	Pass	Imidacloprid	0.010	0.020	3.00	ND	Pass
Aldicarb	0.010	0.020	0.01	ND	Pass	Kresoxim Methyl	0.020	0.050	1.00	ND	Pass
Azoxystrobin	0.010	0.020	40.00	ND	Pass	Malathion	0.010	0.020	5.00	ND	Pass
Bifenazate	0.010	0.020	5.00	ND	Pass	Metalaxyl	0.010	0.020	15.00	ND	Pass
Bifenthrin	0.010	0.020	0.50	ND	Pass	Methiocarb	0.010	0.020	0.01	ND	Pass
Boscalid	0.040	0.050	10.00	ND	Pass	Methomyl	0.010	0.020	0.10	ND	Pass
Captan	0.100	0.100	5.00	ND	Pass	Mevinphos	0.018	0.045	0.02	ND	Pass
Carbaryl	0.020	0.050	0.50	ND	Pass	Myclobutanil	0.040	0.050	9.00	ND	Pass
Carbofuran	0.010	0.020	0.01	ND	Pass	Naled	0.040	0.050	0.50	ND	Pass
Chlorantraniliprole	0.040	0.050	40.00	ND	Pass	Oxamyl	0.010	0.020	0.20	ND	Pass
Chlordane	0.030	0.050	0.03	ND	Pass	Paclobutrazol	0.040	0.050	0.04	ND	Pass
Chlorfenapyr	0.030	0.050	0.03	ND	Pass	Parathion Methyl	0.030	0.050	0.03	ND	Pass
Chlorpyrifos	0.020	0.050	0.02	ND	Pass	Pentachloronitrobenzene	0.030	0.050	0.20	ND	Pass
Clofentezine	0.010	0.020	0.50	ND	Pass	Permethrin	0.020	0.050	20.00	ND	Pass
Coumaphos	0.050	0.100	0.05	ND	Pass	Phosmet	0.010	0.020	0.20	ND	Pass
Cyfluthrin	0.050	0.100	1.00	ND	Pass	Piperonyl Butoxide	0.010	0.020	8.00	ND	Pass
Cypermethrin	0.050	0.100	1.00	ND	Pass	Prallethrin	0.040	0.050	0.40	ND	Pass
Daminozide	0.040	0.050	0.04	ND	Pass	Propiconazole	0.040	0.050	20.00	ND	Pass
Diazinon	0.010	0.020	0.20	ND	Pass	Propoxur	0.010	0.020	0.01	ND	Pass
Dichlorvos	0.050	0.100	0.05	ND	Pass	Pyrethrins	0.042	0.084	1.00	ND	Pass
Dimethoate	0.010	0.020	0.01	ND	Pass	Pyridaben	0.030	0.050	3.00	ND	Pass
Dimethomorph	0.020	0.050	20.00	ND	Pass	Spinetoram	0.041	0.061	3.00	ND	Pass
Ethoprophos	0.010	0.020	0.01	ND	Pass	Spinosad	0.019	0.048	3.00	ND	Pass
Etofenprox	0.010	0.020	0.01	ND	Pass	Spiromesifen	0.010	0.020	12.00	ND	Pass
Etoxazole	0.010	0.020	1.50	ND	Pass	Spirotetramat	0.020	0.050	13.00	ND	Pass
Fenhexamid	0.040	0.050	10.00	ND	Pass	Spiroxamine	0.010	0.020	0.01	ND	Pass
Fenoxycarb	0.010	0.020	0.01	ND	Pass	Tebuconazole	0.050	0.100	2.00	ND	Pass
Fenpyroximate	0.010	0.020	2.00	ND	Pass	Thiacloprid	0.010	0.020	0.01	ND	Pass
Fipronil	0.040	0.050	0.04	ND	Pass	Thiamethoxam	0.010	0.020	4.50	ND	Pass
Fonicamid	0.010	0.020	2.00	ND	Pass	Trifloxystrobin	0.010	0.020	30.00	ND	Pass

Date Tested: 11/24/2020
 LOD = Limit of Detection; LOQ = Limit of Quantitation; ND = Not Detected; NT = Not Tested;
 Unless otherwise stated, all quality control samples performed within specifications established by the Laboratory. Analytical Instrumentation: Agilent 6470A LC-MS; Agilent 7010B GC-MS



Accreditation #101219
ISO/IEC 17025:2017

Kris Marsh

Kris Marsh
Lab Director
12/01/2020

Confident Cannabis
All Rights Reserved
support@confidentcannabis.com
(866) 506-5866
www.confidentcannabis.com



Attest all LQC samples performed and met in accordance with 16 CCR sec. 5730. This product has been tested by Niva Labs using valid testing methodologies and a quality system as required by state law. Values reported relate only to the product tested. Niva Labs makes no claims as to the efficacy, safety or other risks associated with any detected or non-detected levels of any compounds reported herein. This Certificate shall not be reproduced except in full, without the written approval of Niva Labs. Please contact The Niva Labs for information about measurement uncertainty. Please contact The Niva Labs for information about measurement uncertainty



The Niva Labs
13171 Telfair Ave
Sylmar, CA 91342

(213) 225-6482
thenivalabs.com/
Lic# C8-0000024-LIC

QA Testing

4 of 5

Strawberry 1000mg


Overall Status: Pass

Sample ID: 2011NIVA0443.1251	Produced:	Client
Strain: Strawberry 1000mg	Collected:	Koi CBD
Matrix: Ingestible	Received: 11/23/2020	Lic. #
Type: Tincture	Completed: 12/01/2020	14631 Best Ave
Sample Size: ; Batch Size:	Batch#: 1638BB1122	Norwalk, CA 90650

Residual Solvents

Analyte	LOD	LOQ	Limit	Mass	Status
	µg/g	µg/g	µg/g	µg/g	Pass
1,2-Dichloroethane	0.25	0.50	1.000	ND	Pass
Acetone	5.0	10	5000.000	ND	Pass
Acetonitrile	5.0	10	410.000	ND	Pass
Benzene	0.25	0.50	1.000	ND	Pass
Butane	5.0	10	5000.000	ND	Pass
Chloroform	0.25	0.50	1.000	ND	Pass
Ethanol	5.0	10	5000.000	468.912	Pass
Ethyl-Acetate	5.0	10	5000.000	ND	Pass
Ethyl-Ether	5.0	10	5000.000	ND	Pass
Ethylene Oxide	0.50	1.0	1.000	ND	Pass
Heptane	5.0	10	5000.000	<LOQ	Pass
Isopropanol	5.0	10	5000.000	ND	Pass
Methanol	5.0	10	3000.000	ND	Pass
Methylene Chloride	0.25	0.50	1.000	ND	Pass
n-Hexane	5.0	10	290.000	ND	Pass
Pentane	5.0	10	5000.000	ND	Pass
Propane	5.0	10	5000.000	ND	Pass
Toluene	5.0	10	890.000	ND	Pass
Trichloroethene	0.25	0.50	1.000	ND	Pass
Xylenes	5.0	10	2170.000	ND	Pass

Date Tested: 11/24/2020 LOD = Limit of Detection; LOQ = Limit of Quantitation; ND = Not Detected; NT = Not Tested;
Unless otherwise stated, all quality control samples performed within specifications established by the Laboratory. Analytical Instrumentation: Agilent 5977B GC-MS-FID



Accreditation #101219
ISO/IEC 17025:2017

Kris Marsh

Kris Marsh
Lab Director
12/01/2020

Confident Cannabis
All Rights Reserved
support@confidentcannabis.com
(866) 506-5866
www.confidentcannabis.com



Attest all LQC samples performed and met in accordance with 16 CCR sec. 5730. This product has been tested by Niva Labs using valid testing methodologies and a quality system as required by state law. Values reported relate only to the product tested. Niva Labs makes no claims as to the efficacy, safety or other risks associated with any detected or non-detected levels of any compounds reported herein. This Certificate shall not be reproduced except in full, without the written approval of Niva Labs. Please contact The Niva Labs for information about measurement uncertainty. Please contact The Niva Labs for information about measurement uncertainty

Strawberry 1000mg



Overall Status: Pass

Sample ID: 2011NIVA0443.1251	Produced:	Client
Strain: Strawberry 1000mg	Collected:	Koi CBD
Matrix: Ingestible	Received: 11/23/2020	Lic. #
Type: Tincture	Completed: 12/01/2020	14631 Best Ave
Sample Size: ; Batch Size:	Batch#: 1638BB1122	Norwalk, CA 90650


Terpenes

Analyte	LOD	LOQ	Mass	Mass
	mg/g	mg/g	mg/g	%
Terpinolene	0.03	0.10	0.19	0.019
δ-Limonene	0.03	0.10	0.18	0.018
α-Bisabolol	0.03	0.10	<LOQ	<LOQ
α-Humulene	0.03	0.10	ND	ND
α-Pinene	0.03	0.10	ND	ND
α-Terpinene	0.03	0.10	ND	ND
β-Caryophyllene	0.03	0.10	<LOQ	<LOQ
β-Myrcene	0.03	0.10	ND	ND
β-Pinene	0.03	0.10	<LOQ	<LOQ
Camphene	0.03	0.10	ND	ND
Caryophyllene Oxide	0.03	0.10	ND	ND
cis-Nerolidol	0.03	0.10	ND	ND
δ-3-Carene	0.03	0.10	ND	ND
Eucalyptol	0.03	0.10	ND	ND
γ-Terpinene	0.03	0.10	ND	ND
Guaiol	0.03	0.10	ND	ND
Isopulegol	0.03	0.10	ND	ND
Linalool	0.03	0.10	ND	ND
Ocimene	0.03	0.10	ND	ND
p-Cymene	0.03	0.10	ND	ND
trans-Nerolidol	0.03	0.10	ND	ND
Total			0.37	0.037

Primary Aromas

 Turpentine	 Orange			
---	---	--	--	--

Date Tested: 11/30/2020
 LOD = Limit of Detection; LOQ = Limit of Quantitation; ND = Not Detected; NT = Not Tested; Unless otherwise stated, all quality control samples performed within specifications established by the Laboratory. Analytical Instrumentation: Agilent 5977B HS-GC-MS; SOPTS.4.200"
 This terpenes method has not yet been evaluated for ISO/IEC 17025 accreditation.



Accreditation #101219
ISO/IEC 17025:2017

Kris Marsh

Kris Marsh
Lab Director
12/01/2020

Confident Cannabis
All Rights Reserved
support@confidentcannabis.com
(866) 506-5866
www.confidentcannabis.com



Attest all LQC samples performed and met in accordance with 16 CCR sec. 5730. This product has been tested by Niva Labs using valid testing methodologies and a quality system as required by state law. Values reported relate only to the product tested. Niva Labs makes no claims as to the efficacy, safety or other risks associated with any detected or non-detected levels of any compounds reported herein. This Certificate shall not be reproduced except in full, without the written approval of Niva Labs. Please contact The Niva Labs for information about measurement uncertainty. Please contact The Niva Labs for information about measurement uncertainty