

PharmLabs Dallas LLC Certificate of Analysis

QA Testing

2567 Valley View Ln, Dallas, TX 75234, United States | License: 2020001
 ISO/IEC 17025:2017 Certification L20-89-5 | Accreditation #85368
 (https://www.dropbox.com/s/viyd644vbfncjz/L20-89-5_PharmLabs_Dallas.pdf?dl=0)



Sample **Fortified Crunch Berries**

Sample ID TX210402-009 (1474)	Matrix Flower
Sampled -	Received Apr 02, 2021
Analyses executed QARUSH, CAN	Reported Apr 05, 2021

***CAN - Cannabinoid Profile Analysis**

Analyzed **Apr 05, 2021** | Instrument **HPLC-DAD** | Method **WI-32**
 Measurement Uncertainty at 95% confidence **10.0%**

Analyte	LOD	LOQ	Result %	Result mg/g
Cannabidivarinic acid (CBDVa)	2.0e-06	5.0e-06	0.16	1.64
Cannabidivarin (CBDV)	3.0e-06	1.0e-05	0.04	0.41
Cannabidiolic acid (CBDa)	3.0e-06	8.0e-06	21.36	213.58
Cannabigerolic acid (CBGa)	3.0e-06	8.0e-06	0.36	3.60
Cannabigerol (CBG)	5.0e-06	1.6e-05	ND	ND
Cannabidiol (CBD)	6.0e-06	1.7e-05	0.58	5.81
Tetrahydrocannabivarin (THCV)	6.0e-06	1.7e-05	ND	ND
Tetrahydrocannabivarinic acid (THCVa)	5.0e-06	1.5e-05	1.04	10.41
Cannabinol (CBN)	3.0e-06	1.0e-05	ND	ND
Cannabinolic acid (CBNa)	8.0e-06	2.6e-05	ND	ND
Δ9-Tetrahydrocannabinol (Δ9-THC)	1.2e-05	3.6e-05	ND	ND
Δ8-Tetrahydrocannabinol (Δ8-THC)	1.5e-05	4.5e-05	2.57	25.72
Cannabicyclol (CBL)	1.3e-05	3.8e-05	ND	ND
Δ9-Tetrahydrocannabinolic acid (THCa)	9.0e-06	2.8e-05	0.81	8.13
Cannabichromene (CBC)	6.0e-06	1.9e-05	0.09	0.89
Cannabichromenic acid (CBCa)	2.2e-05	6.7e-05	1.04	10.39
Total THC (THCa * 0.877 + THC)			0.71	7.13
Total CBD (CBDa * 0.877 + CBD)			19.31	193.12
Total CBG (CBGa * 0.877 + CBG)			0.36	3.60
TOTAL CANNABINOIDS			25.32	253.23

Sample photography

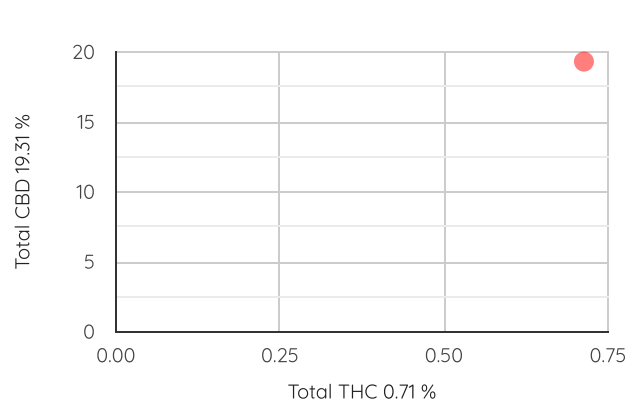
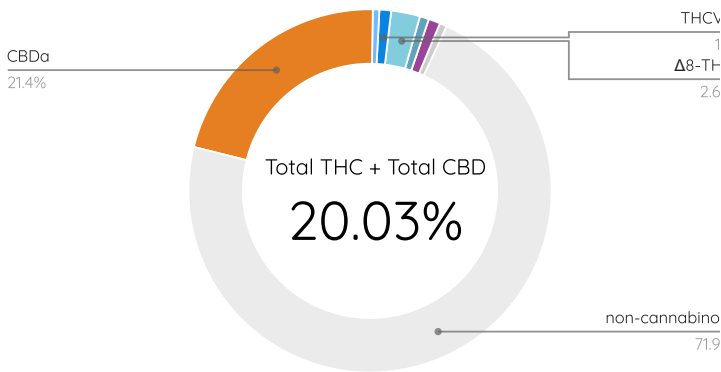


*Dry Weight %

Cannabinoid Profile Visualization

Breakdown of the main cannabinoids quantified.

THC:CBD ratio quantified in sample



ND Not Detected
 N/A Not Applicable
 NT Not Reported
 LOD Limit of Detection
 LOQ Limit of Quantification
 <LOQ Detected
 >ULOL Above upper limit of linearity
 CFU/g Colony Forming Units per 1 gram



Authorized Signature

 Dr. Archana R. Parameswar, Laboratory Director
 Mon, 05 Apr 2021 10:14:13 -0500


High Hopes Crunch Berries

Overall Status: Pass

Sample ID: 2105NIVA0590.2016
Strain: Crunch Berries
Matrix: Plant
Type: Flower - Cured
Sample Size: ; Batch Size:

Produced:
Collected: 05/12/2021
Received: 05/12/2021
Completed: 05/18/2021
Batch#: 20521BB0523

Client
Koi CBD
Lic. #
14631 Best Ave
Norwalk, CA 90650

	<p>Pass</p> <p>Foreign Matter</p> <p>SOPTS.4.001</p>	<p>Pass</p> <p>Heavy Metals</p> <p>SOPTS.4.500 ICP-MS</p>	<p>Complete</p> <p>Moisture</p> <p>SOPTS.4.001</p>	<p>Pass</p> <p>Pesticides</p> <p>SOPTS.4.301 GC-MS/MS SOPTS.4.300 LC-MS/MS</p>
	<p>Pass</p> <p>Microbials</p> <p>SOPTS.4.600 PathogenDx</p>	<p>Not Tested</p> <p>Solvents</p> <p>SOPTS.4.400 GC-MS</p>	<p>Pass</p> <p>0.46 aw</p> <p>Water Activity</p> <p>SOPTS.4.003</p>	<p>Pass</p> <p>Mycotoxins</p> <p>SOPTS.4.300 LC-MS/MS</p>

Cannabinoids (SOPTS.4.100 HPLC Analysis)

			6.35%
Total THC	Total CBD	Total Cannabinoids	Moisture
Analyte	LOD	LOQ	Mass

Density: g per 1 mL


Cannabinoids Date Tested:

Total THC = (THCa x 0.877) + Δ9-THC; Total CBD = (CBDa x 0.877) + CBD; LOD = Limit of Detection; LOQ = Limit of Quantitation; ND = Not Detected; NT = Not Tested; Cured plant material reported as moisture-corrected % dry weight, other sample types reported "as is." Unless otherwise stated, all quality control samples performed within specifications established by the Laboratory. Analytical Instrumentation: Agilent 1260 HPLC.

Water Activity Analytical Instrumentation: Rotronic HCW HC2-AW-USB Water Activity Meter. Water Activity Analysis Date:; Water Activity Date Tested: 05/13/2021

Moisture Content Analytical Instrumentation: Ohaus MB90 Moisture Balance. Moisture Content Analysis Date:; Moisture Date Tested: 05/13/2021

Foreign Material Analytical Instrumentation: Illuminated Magnifying Lens. Foreign Material Analysis Date:; Foreign Matter Date Tested: 05/17/2021



Accreditation #101219
ISO/IEC 17025:2017



Noah Kaplan
Lab Director
05/18/2021

Confident Cannabis
All Rights Reserved
support@confidentcannabis.com
(866) 506-5866
www.confidentcannabis.com



Attest all LQC samples performed and met in accordance with 16 CCR sec. 5730. This product has been tested by Niva Labs using valid testing methodologies and a quality system as required by state law. Values reported relate only to the product tested. Niva Labs makes no claims as to the efficacy, safety or other risks associated with any detected or non-detected levels of any compounds reported herein. This Certificate shall not be reproduced except in full, without the written approval of Niva Labs. Please contact The Niva Labs for information about measurement uncertainty. Please contact The Niva Labs for information about measurement uncertainty



The Niva Labs
13171 Telfair Ave
Sylmar, CA 91342

(213) 225-6482
thenivalabs.com/
Lic# C8-0000024-LIC

High Hopes Crunch Berries

Overall Status: Pass

Sample ID: 2105NIVA0590.2016
Strain: Crunch Berries
Matrix: Plant
Type: Flower - Cured
Sample Size: ; Batch Size:

Produced:
Collected: 05/12/2021
Received: 05/12/2021
Completed: 05/18/2021
Batch#: 20521BB0523

Client
Koi CBD
Lic. #
14631 Best Ave
Norwalk, CA 90650

Microbials

Pass

Analyte	Result	Status
Aspergillus flavus	Not Detected in 1g	Pass
Aspergillus fumigatus	Not Detected in 1g	Pass
Aspergillus niger	Not Detected in 1g	Pass
Aspergillus terreus	Not Detected in 1g	Pass
Shiga toxin-producing E. Coli	Not Detected in 1g	Pass
Salmonella SPP	Not Detected in 1g	Pass

Date Tested: 05/14/2021

LOD = Limit of Detection; LOQ = Limit of Quantitation; ND = Not Detected; NT = Not Tested;

Unless otherwise stated, all quality control samples performed within specifications established by the Laboratory. Analytical Instrumentation: PathogenDx (PCR)

Mycotoxins

Pass

Analyte	LOD µg/kg	LOQ µg/kg	Limit µg/kg	Units µg/kg	Status
B1	4.00	5.00		ND	Tested
B2	4.00	5.00		ND	Tested
G1	4.00	5.00		ND	Tested
G2	4.00	5.00		ND	Tested
Total Aflatoxins			20	ND	Pass
Ochratoxin A	16	20	20	ND	Pass

Date Tested: 05/13/2021

LOD = Limit of Detection; LOQ = Limit of Quantitation; ND = Not Detected; NT = Not Tested;

Unless otherwise stated, all quality control samples performed within specifications established by the Laboratory. Analytical Instrumentation: Agilent 6470A LC-MS

Heavy Metals


Pass

Analyte	LOD µg/g	LOQ µg/g	Limit µg/g	Units µg/g	Status
Arsenic	0.009	0.090	0.2	<LOQ	Pass
Cadmium	0.009	0.090	0.2	<LOQ	Pass
Lead	0.009	0.090	0.5	0.334	Pass
Mercury	0.005	0.020	0.1	ND	Pass

Date Tested: 05/13/2021

LOD = Limit of Detection; LOQ = Limit of Quantitation; ND = Not Detected; NT = Not Tested;

Unless otherwise stated, all quality control samples performed within specifications established by the Laboratory. Analytical Instrumentation: Agilent 7900 ICP-MS



Accreditation #101219
ISO/IEC 17025:2017

Noah Kaplan
Lab Director
05/18/2021

Confident Cannabis
All Rights Reserved
support@confidentcannabis.com
(866) 506-5866
www.confidentcannabis.com



Attest all LQC samples performed and met in accordance with 16 CCR sec. 5730. This product has been tested by Niva Labs using valid testing methodologies and a quality system as required by state law. Values reported relate only to the product tested. Niva Labs makes no claims as to the efficacy, safety or other risks associated with any detected or non-detected levels of any compounds reported herein. This Certificate shall not be reproduced except in full, without the written approval of Niva Labs. Please contact The Niva Labs for information about measurement uncertainty. Please contact The Niva Labs for information about measurement uncertainty



The Niva Labs
13171 Telfair Ave
Sylmar, CA 91342

(213) 225-6482
thenivalabs.com/
Lic# C8-000024-LIC

QA Testing

3 of 4

High Hopes Crunch Berries

Overall Status: Pass

Sample ID: 2105NIVA0590.2016
Strain: Crunch Berries
Matrix: Plant
Type: Flower - Cured
Sample Size: ; Batch Size:

Produced:
Collected: 05/12/2021
Received: 05/12/2021
Completed: 05/18/2021
Batch#: 20521BB0523

Client
Koi CBD
Lic. #
14631 Best Ave
Norwalk, CA 90650

Pesticides

Pass

Analyte	LOD	LOQ	Limit	Mass	Status	Analyte	LOD	LOQ	Limit	Mass	Status
	µg/g	µg/g	µg/g	µg/g			µg/g	µg/g	µg/g	µg/g	
Abamectin	0.040	0.050	0.1	ND	Pass	Fludioxonil	0.040	0.050	0.1	ND	Pass
Acephate	0.050	0.100	0.1	ND	Pass	Hexythiazox	0.010	0.020	0.1	ND	Pass
Acequinocyl	0.040	0.050	0.1	ND	Pass	Imazalil	0.040	0.050	0.04	ND	Pass
Acetamiprid	0.010	0.020	0.1	ND	Pass	Imidacloprid	0.010	0.020	5	ND	Pass
Aldicarb	0.010	0.020	0.01	ND	Pass	Kresoxim Methyl	0.020	0.050	0.1	ND	Pass
Azoxystrobin	0.010	0.020	0.1	ND	Pass	Malathion	0.010	0.020	0.5	ND	Pass
Bifenazate	0.010	0.020	0.1	ND	Pass	Metalaxyl	0.010	0.020	2	ND	Pass
Bifenthrin	0.010	0.020	3	ND	Pass	Methiocarb	0.010	0.020	0.01	ND	Pass
Boscalid	0.040	0.050	0.1	ND	Pass	Methomyl	0.010	0.020	1	ND	Pass
Captan	0.100	0.100	0.7	ND	Pass	Mevinphos	0.018	0.045	0.018	ND	Pass
Carbaryl	0.020	0.050	0.5	ND	Pass	Myclobutanil	0.040	0.050	0.1	ND	Pass
Carbofuran	0.010	0.020	0.01	ND	Pass	Naled	0.040	0.050	0.1	ND	Pass
Chlorantraniliprole	0.040	0.050	10	ND	Pass	Oxamyl	0.010	0.020	0.5	ND	Pass
Chlordane	0.030	0.050	0.03	ND	Pass	Pacllobutrazol	0.040	0.050	0.04	ND	Pass
Chlorfenapyr	0.030	0.050	0.03	ND	Pass	Parathion Methyl	0.030	0.050	0.03	ND	Pass
Chlorpyrifos	0.020	0.050	0.020	ND	Pass	Pentachloronitrobenzene	0.030	0.050	0.1	ND	Pass
Clofentezine	0.010	0.020	0.1	ND	Pass	Permethrin	0.020	0.050	0.5	ND	Pass
Coumaphos	0.050	0.100	0.05	ND	Pass	Phosmet	0.010	0.020	0.1	ND	Pass
Cyfluthrin	0.050	0.100	2	ND	Pass	Piperonyl Butoxide	0.010	0.020	3	ND	Pass
Cypermethrin	0.050	0.100	1	ND	Pass	Prallethrin	0.040	0.050	0.1	ND	Pass
Daminozide	0.040	0.050	0.04	ND	Pass	Propiconazole	0.040	0.050	0.1	ND	Pass
Diazinon	0.010	0.020	0.1	ND	Pass	Propoxur	0.010	0.020	0.01	ND	Pass
Dichlorvos	0.050	0.100	0.05	ND	Pass	Pyrethrins	0.042	0.084	0.5	ND	Pass
Dimethoate	0.010	0.020	0.01	ND	Pass	Pyridaben	0.030	0.050	0.1	ND	Pass
Dimethomorph	0.020	0.050	2	ND	Pass	Spinetoram	0.041	0.061	0.1	ND	Pass
Ethoprophos	0.010	0.020	0.01	ND	Pass	Spinosad	0.019	0.048	0.1	ND	Pass
Etofenprox	0.010	0.020	0.01	ND	Pass	Spiromesifen	0.010	0.020	0.1	ND	Pass
Etoxazole	0.010	0.020	0.1	ND	Pass	Spirotetramat	0.020	0.050	0.1	ND	Pass
Fenhexamid	0.040	0.050	0.1	ND	Pass	Spiroxamine	0.010	0.020	0.01	ND	Pass
Fenoxycarb	0.010	0.020	0.01	ND	Pass	Tebuconazole	0.050	0.100	0.1	ND	Pass
Fenpyroximate	0.010	0.020	0.1	ND	Pass	Thiacloprid	0.010	0.020	0.01	ND	Pass
Fipronil	0.040	0.050	0.04	ND	Pass	Thiamethoxam	0.010	0.020	5	ND	Pass
Fonicamid	0.010	0.020	0.1	ND	Pass	Trifloxystrobin	0.010	0.020	0.1	ND	Pass

Date Tested: 05/13/2021
LOD = Limit of Detection; LOQ = Limit of Quantitation; ND = Not Detected; NT = Not Tested;
Unless otherwise stated, all quality control samples performed within specifications established by the Laboratory. Analytical Instrumentation: Agilent 6470A LC-MS; Agilent 7010B GC-MS



Accreditation #101219
ISO/IEC 17025:2017

Noah Kaplan
Lab Director
05/18/2021

Confident Cannabis
All Rights Reserved
support@confidentcannabis.com
(866) 506-5866
www.confidentcannabis.com



Attest all LQC samples performed and met in accordance with 16 CCR sec. 5730. This product has been tested by Niva Labs using valid testing methodologies and a quality system as required by state law. Values reported relate only to the product tested. Niva Labs makes no claims as to the efficacy, safety or other risks associated with any detected or non-detected levels of any compounds reported herein. This Certificate shall not be reproduced except in full, without the written approval of Niva Labs. Please contact The Niva Labs for information about measurement uncertainty. Please contact The Niva Labs for information about measurement uncertainty

High Hopes Crunch Berries













Overall Status: Pass

Sample ID: 2105NIVA0590.2016
Strain: Crunch Berries
Matrix: Plant
Type: Flower - Cured
Sample Size: ; Batch Size:


Produced:
Collected: 05/12/2021
Received: 05/12/2021
Completed: 05/18/2021
Batch#: 20521BB0523

Client
Koi CBD
Lic. #
14631 Best Ave
Norwalk, CA 90650

Terpenes

Analyte	LOD PPB	LOQ PPB	Mass PPB	Mass mg/g	
β-Caryophyllene			2900000.00	2.90	
β-Myrcene			2900000.00	2.90	
α-Humulene			1300000.00	1.30	
α-Bisabolol			600000.00	0.60	
δ-Limonene			400000.00	0.40	
α-Pinene			300000.00	0.30	
Linalool			300000.00	0.30	
β-Pinene			200000.00	0.20	
Guaiol			200000.00	0.20	
Ocimene			100000.00	0.10	
p-Cymene			100000.00	0.10	
trans-Nerolidol			100000.00	0.10	
α-Terpinene			ND	ND	
Camphene			ND	ND	
cis-Nerolidol			ND	ND	
δ-3-Carene			ND	ND	
γ-Terpinene			ND	ND	
Isopulegol			ND	ND	
Terpinolene			ND	ND	
Total			9400000.00	9.40	

Primary Aromas



Cinnamon




Hops



Chamomile



Orange



Pine

Date Tested: 05/14/2021

LOD = Limit of Detection; LOQ = Limit of Quantitation; ND = Not Detected; NT = Not Tested; Unless otherwise stated, all quality control samples performed within specifications established by the Laboratory. Analytical Instrumentation: Agilent 5977B HS-GC-MS; SOPTS.4.200"
This terpenes method has not yet been evaluated for ISO/IEC 17025 accreditation.



Accreditation #101219
ISO/IEC 17025:2017



Noah Kaplan
Lab Director
05/18/2021

Confident Cannabis
All Rights Reserved
support@confidentcannabis.com
(866) 506-5866
www.confidentcannabis.com



Attest all LQC samples performed and met in accordance with 16 CCR sec. 5730. This product has been tested by Niva Labs using valid testing methodologies and a quality system as required by state law. Values reported relate only to the product tested. Niva Labs makes no claims as to the efficacy, safety or other risks associated with any detected or non-detected levels of any compounds reported herein. This Certificate shall not be reproduced except in full, without the written approval of Niva Labs. Please contact The Niva Labs for information about measurement uncertainty. Please contact The Niva Labs for information about measurement uncertainty